

# WHAT GOES WHERE?



LEVEL 1 INSTRUCTIONS – Recommended for Grades 3-4

**GAME PIECES:** 22 Cards, 2 Sorting Bins

**OBJECT:** Reduce the amount of waste you have to send to the landfill by accurately sorting out items accepted in RI's mixed recycling program.

## PREPARATION:

- Cut out cards along dotted lines.
- Cut out sorting bins, cutting **ONLY** along all solid lines.
  - Fold along dotted lines.
  - Fold into a bin shape and tape side tabs.
- Label each bin by writing the following words on opposite sides of the sorting bins.

BIN	ITEM CATEGORY	TYPE OF BIN OR COLLECTION PROGRAM
1	TRASH	TRASH BIN
2	MIXED RECYCLING	RECYCLING BIN

## PLAY:

### STEP 1:

- Shuffle the cards and place them face down.

### STEP 2: SORT MIXED RECYCLABLES

- Place the RECYCLING BIN in the center of the activity area.
- Review the SORTING GUIDELINES for MIXED RECYCLING.
- One at a time, flip over a card and decide if it meets Rhode Island's recycling guidelines. State why it does or does not meet them. If it does, place the card in the RECYCLING BIN.
- Place the remaining cards in the TRASH BIN.

### STEP 3: CHECK YOUR ANSWERS

- Check the ANSWER KEY to see if the items in the RECYCLING and TRASH bins are sorted correctly.

### STEP 4: DISCUSSION

- Of the 22 items you sorted, how many can go in the recycling instead of the trash?
- Did you find any items that your family usually places in the trash that could go in the recycling bin instead?
- Look in the trash and/or recycling bins in your classroom or in your school.
  - Are there any items in the trash that should go in the recycling?
  - Are there any items in the recycling that should go in the trash?

## WHAT GOES WHERE? LEVEL 1 SORTING GUIDELINES


Recycling right reduces the amount of trash that must be buried in Rhode Island's landfill. Follow these guidelines to accurately sort out items accepted in RI's mixed recycling program and place them in the RECYCLING BIN instead of the TRASH BIN.

<b>MIXED RECYCLING</b>	<b>Place these items in the RECYCLNG BIN:</b>  Fiber: Paper, cardboard (flattened) and cartons ONLY <ul style="list-style-type: none"><li>• <i>Exceptions: No paper shreds, napkins, tissues, or paper towels</i></li></ul> Metal: Cans, lids, and foil ONLY  Glass: Bottles and jars ONLY  Plastic: Containers ONLY <ul style="list-style-type: none"><li>• <i>Exceptions: No foam containers and no containers from flammable materials or oily chemicals</i></li></ul>
------------------------	---

After completing the game, see the ANSWER KEY to find out if you've sorted the cards correctly.

# WHAT GOES WHERE? LEVEL 1 ANSWER KEY

BINS	CARDS
TRASH	
MIXED RECYCLING	



plastic straw

pajita plástica / sorbete plástico



wrappers

envoltorios / envolturas



plastic utensils

utensilios plásticos




foam cup

vaso de espuma



motor oil bottle

botella de aceite para motor



microscope slides

diapositivas para microscopio



wooden box

caja de madera



paper

papel



cardboard

cartón




soup carton  
cartón de sopa



milk carton  
cartón de leche



juice box  
cartón de jugo



beverage can  
lata de bebida



food can  
lata de comida



metal lid  
tapa de metal



aluminum foil  
papel aluminio



juice bottle  
botella de jugo



shampoo bottle  
botella de champú



**water bottle**  
botella de agua



**yogurt cup**  
vaso de yogur



**plastic take-out container**  
contenedor plástico para  
comida de llevar



**iced coffee cup**  
vaso para café frío

