



# A Guide to Resource Recovery

---

**Mailing Address:** 65 Shun Pike, Johnston, RI 02919  
**Phone:** 401-942-1430  
**Website:** [www.rirrc.org](http://www.rirrc.org)  
**Operating hours:** Monday – Friday, 6 a.m. - 3:45 p.m.  
Saturday, 6 a.m. - 12 p.m.



## A QUASI-PUBLIC AGENCY

The Rhode Island Resource Recovery Corporation (Resource Recovery or the corporation) is a quasi-public agency. *Quasi-public* means that we were created by the state to do the state’s work, but we are not a true department of the state. Resource Recovery is self-funded through service fees and does not receive state funding, nor are the people who work for the corporation state employees. In many ways we operate like a private business with a single shareholder, the state. While a typical private business might seek to be profitable and grow, we simply aim to bring in the funds necessary to run our operations and fulfill our everyday mission. If there are any profitable sales of mixed recyclables, they are shared with RI municipalities to support their local recycling programs. Though we cannot anticipate nor plan for it, at times, the State of RI has required Resource Recovery to transfer monies to the state’s general fund.

## MISSION

The mission of the Rhode Island Resource Recovery Corporation is to provide safe, environmentally compliant, clean and affordable solid waste and recycling services for the Rhode Island community.

## BOARD OF COMMISSIONERS

Resource Recovery is governed by a Board of Commissioners. Per Rhode Island General Law § 23-19-6, this board is composed of nine members: eight from the general public (three of whom must reside in the Town of Johnston) and the Director of the RI Department of Administration or his/her designee serving in an ex-officio capacity. In filling the public seats, the Governor of the State of Rhode Island submits nominees to the Rhode Island Senate for their advice and consent. The Senate then conducts hearings usually in front of either the Judiciary or Environment and Agriculture Committees. If approved by the respective committee, the nominees are then passed onto the full Senate for confirmation. Public members serve a three-year term or until such time that their respective successors are appointed and qualified, or until they choose to resign from the position.

## LEADERSHIP AND STAFF

The Board employs an Executive Director to administer, manage, and direct the offices and business of the corporation subject to the policies, control, and direction of the Commissioners. The Executive Director reports to and is accountable directly to the Board, pursuant to Resource Recovery's by-laws. The Executive Director in turn oversees a staff of nearly 150 individuals. About 80% of which work out in the field with the remaining 20% working within our administrative offices.

## BRIEF HISTORY

We are small but mighty here in Rhode Island, and proud to be the first state to implement many important recycling initiatives.



- 1974:** Created by RI General Assembly (RI Solid Waste Management Corporation)
- 1981:** Purchased Silvestri landfill in the Town of Johnston
- 1986:** RI Recycling Act became law (first statewide mandatory recycling law in the nation)
- 1988:** Materials Recycling Facility opened, first programs began
- 1993:** Phase One (original, unlined dump) closed
- 1993:** Phase Two of Central Landfill begins (sanitary landfill, lined)
- 1994:** Municipal leaf and yard debris composting begins
- 1995:** First major Materials Recycling Facility expansion
- 1995:** *Maximum Recycling* program piloted in Foster and Scituate
- 1996:** Changed name to Rhode Island Resource Recovery Corporation
- 1996:** Signed agreement with EPA to cleanup Phase One
- 1996:** *Maximum Recycling* program implemented statewide
- 1997:** Landfill Expansion Phase Three began
- 1999:** Landfill Expansion Phase Four began
- 2001:** Took over Eco-Depot program for Household Hazardous Waste disposal
- 2003:** Statewide e-waste recycling offered
- 2004:** Landfill Expansion Phase Five began
- 2005:** ReStore program for recycling plastic bags and film began
- 2006:** Phase One cleanup successfully completed
- 2011:** Received *Wildlife at Work* certification from the Wildlife Habitat Council
- 2012:** Second major Materials Recycling Facility expansion
- 2012:** *Recycle Together RI* program launched statewide
- 2013:** Received Gold Award in Recycling Systems from SWANA (Solid Waste Association of North America)
- 2015:** Landfill Expansion Phase Six began
- 2015:** Constructed an on-site Leachate Pre-treatment Facility
- 2016:** Implemented Recycle Across America standardized labels (first state in the nation)
- 2016:** Received Biggest Safety Improvement Award from SWANA
- 2018:** Received Gold Award for Public Awareness Campaign from SWANA
- 2019:** Received Best of Rhode Island award from *Rhode Island Monthly*
- 2020:** Initiated construction of new transfer station, drop off area, maintenance garage and office building
- 2022:** Received Sustainability Leadership Award from Casella Waste Systems

## MUNICIPAL PROGRAMS

Resource Recovery does not manage local collection services or drop-off facilities, nor provide curbside collection bins or carts to individuals. These local services are typically the responsibility of a residents' respective city or town, with the public works departments often being the best point of contact. RI's municipalities each have a unique collection system such as curbside collection, drop off at a transfer station or recycling center, a combination of both, and many in between.

Per RI state law, Rhode Island municipalities are required to bring their trash and recyclables to Resource Recovery for disposal and processing and must also reach a recycling rate of 35% and a diversion rate of 50%. These rates are calculated on an annual basis, using tonnage data from the following sources: materials diverted from the

landfill as reported by individual municipalities, Resource Recovery’s scale records, and other sources. Rhode Island uses the following when referring to the recycling rate and diversion rate goals:

$$\text{Mandatory Recycling Rate} = \frac{\text{weight of recycling bin/cart contents} + \text{leaf and yard debris} + \text{scrap metal} + \text{textiles}}{\text{the above numerator} + \text{trash}}$$

$$\text{Diversion Rate} = \frac{\text{weight of recycling bin/cart contents} + \text{all other materials NOT sent to landfill}}{\text{the above numerator} + \text{trash}}$$

Resource Recovery publishes an annual report on our website called [“How is My City or Town Doing?”](#) that includes these rates as well as other important performance metrics.<sup>1</sup> It’s important to note that recycling and diversion rates may be measured differently across the country than here in RI due to the varied definitions and materials included in their equations.

## COSTS

Resource Recovery’s standard fee for disposal of non-municipal, commercial solid waste is currently \$115 per ton, commonly referred to as the gate rate. Rhode Island’s cities and towns, on the other hand, pay a significantly subsidized, below-market disposal fee that is recalculated on a biennial basis using an agreed upon formula. The municipal disposal fee is currently \$58.50 per ton. Each city and town is also given a set amount of trash they can deliver at that subsidized rate called the municipal solid waste cap. The caps are calculated based on the city or town’s population, the previous year’s total statewide municipal solid waste generated, and a solid waste diversion goal. If a city or town goes over their cap, they pay an over the cap municipal disposal fee of \$115 per ton.

Resource Recovery accepts recyclables at no cost from Rhode Island’s cities and towns per RI state law. While it’s accepted for free, it is important to recognize that RI’s municipalities bear significant costs to collect and transport recyclables to our facility in Johnston. The fee to tip commercial recyclables varies based on commodity market conditions.

Generally speaking, the higher disposal fees that Resource Recovery charges to its commercial customers allows the corporation to subsidize municipal disposal fees and to offer “free” programs and services. These include the composting of municipal leaf and yard debris, and as discussed below: our education programs and the Eco-Depot household hazardous waste collection program.

## EDUCATIONAL PROGRAMS AND SUPPORT

Resource Recovery has a long history of providing FREE educational programs and technical support to Rhode Islanders. Examples include facility tours and field trips, presentations on the topics of recycling right, proper waste disposal, food waste prevention and composting, MaxMan (RI’s recycling superhero!) appearances, tabling at community events, and assistance to entities looking to start or improve waste and recycling programs. Resource Recovery is dedicated to extending the life of the landfill by teaching Rhode Islanders about the 4 Rs: reducing the waste we create in the first place, reusing materials as much as possible, recycling right, and letting organic waste rot into rich compost.

## OPERATIONS

Resource Recovery’s 1,200-acre facility in Johnston is home to several major operations. These include our Materials Recycling Facility (MRF), Residential Recycling Area (RRA), leaf and yard debris composting program, and the Central Landfill. Additionally, Resource Recovery operates off-site, Eco-Depot collection events for household hazardous waste. More can be learned about each of these operations on the following pages.

---

<sup>1</sup> <http://www.rirrc.org/about/reports-data/how-is-my-city-town-doing>

# Materials Recycling Facility (MRF)

---



Mixed recyclables from across Rhode Island are delivered to the MRF (pronounced “murf”) and sorted into separate commodities that are sold around the world as raw materials for new products.


## TIPPING

Recyclables begin their journey on the tip floor, where trucks empty out their contents. Tipped loads are inspected for contaminants and potential hazards. Loads that contain too much of these unaccepted materials can be rejected and sent to the landfill for disposal. Loads that pass this initial

inspection are loaded into the sorting equipment to begin their journey through the MRF.

## SORTING

Sorting of recyclables happens manually, mechanically, and optically. On average, 385 tons of mixed recyclables are sorted at the MRF every day. At any given point a worker can be seen either manually picking out items that don’t belong or picking out a particular material for separation. Manual sorting is most important at the start of the sorting process as items that are too large and too dangerous to go through the system are removed. Mechanically, we use magnets, screens, glass crushers and conveyors to separate materials from one another. Optically, we use scanners that first recognize items based on their reflectivity and then sort them using blasts of compressed air that direct materials to their appropriate storage containers.



## STORAGE CONTAINERS/BALES

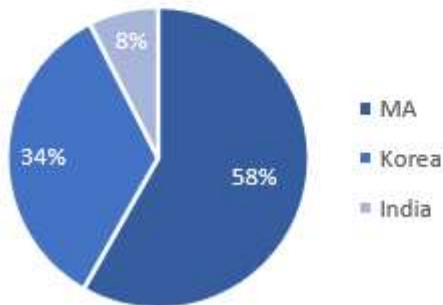
Once sorted materials make their way into their respective storage containers, they are then tightly compressed into large cubes called bales for shipment to our buyers. Plastic and aluminum bales weigh in the 900 to 1,200 pound range, paper and cardboard materials are in the 2,200 to 2,400 pound range and steel bales are in the 1,600 to 1,800 pound range.

## BUYERS (RECYCLERS)

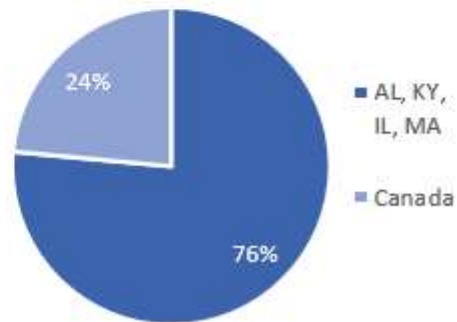
Bales are transported to facilities in the U.S., Canada, and overseas to be made into new products. The following chart displays where material sorted in fiscal year 2022 (July 1, 2021 to June 30, 2022) went after leaving our facility. It is important to note that material may travel to additional destinations before being recycled into new products.

# RI's mixed recycling : where does it go next?

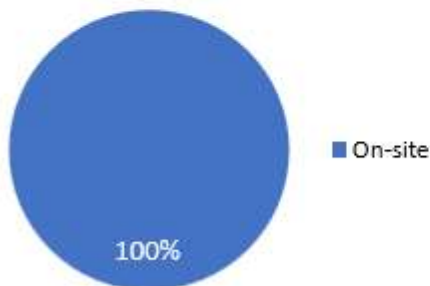
paper, cardboard  
and cartons



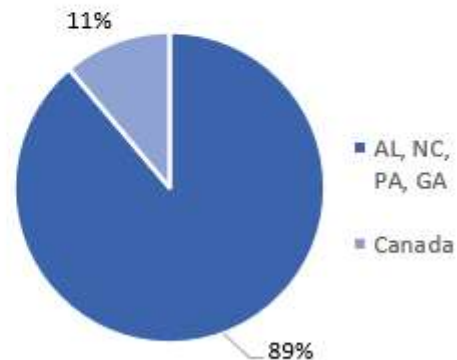
metal  
cans, lids  
and foil



glass  
bottles  
and jars



plastic  
containers



FY22



## WHAT IS RECYCLABLE? VS. WHAT SHOULD GO IN YOUR BIN OR CART?

These are two very different questions! Theoretically, almost everything can be transformed into something else. So, *can* any given product be recycled somewhere in the world now or somehow in the future? Probably. However, there are some other questions we must ask before we determine if something should go into your recycling bin or cart here in RI. The answers to questions like this determine why we do or do not accept certain items in RI's mixed recycling program:

- Is there anyone willing to buy this material (i.e., is someone out there transforming this material into something else)? Note that we are always looking for new potential markets!
- If so, can we collect the volume that they require in the condition they want on the schedule they need?
- Does our MRF support the type of separation and baling that would produce the quality of the material they need?
- After the costs of collecting, hauling, sorting and baling are we getting enough money back to at least break even?

If something is not currently accepted in RI's mixed recycling program, it is because we cannot answer "yes" to **all** these questions.

## MIXED RECYCLING PROGRAM

Below are the four categories of materials we accept in RI's mixed recycling program. If you follow these basic guidelines, you'll be a great recycler!

**Paper, cardboard, and cartons:** That's it. Paper and cardboard should be mostly clean, dry and flattened. A little grease on a pizza box is OK. Cartons must be empty at a minimum and rinsed whenever possible. Place plastic tops back on to cartons prior to recycling. No shredded paper, and no napkins, tissues or paper towels.

**Metal cans, lids, and foil:** That's it. No other metal. For example, a metal frying pan is not a can, lid, or foil, so it doesn't belong in your bin or cart. Containers must be empty at a minimum and rinsed whenever possible. Foil should be clean and bunched up.

**Glass bottles and jars:** That's it. No other glass. For example, a drinking glass is not a bottle or jar, so it doesn't belong in your bin or cart. Containers must be empty at a minimum and rinsed whenever possible. Remove metal tops from glass bottles and jars first and recycle separately.

**Plastic containers:** That's it. No other plastic. For example, a plastic coat hanger is not a container, so it doesn't belong in your bin or cart. Containers must be empty at a minimum and rinsed whenever possible. Place plastic tops back on containers prior to recycling. No foam containers or plastic containers that held flammable materials, petroleum products, antifreeze, pesticides or herbicides. **No plastic bags, bags of bags, or recycling inside of bags!**

## Recycling Resources

On our "[What to recycling in your bin or cart](#)" webpage, you can download RI's basic mixed recycling guidelines, available in five languages.<sup>2</sup> If you're a "super recycler" and want to learn even more, you can download our detailed mixed recycling guidelines or visit our [A-Z list search tool](#).<sup>3</sup>

---

<sup>2</sup> <http://www.rirc.org/recycling-composting-disposal/what-to-recycle-in-your-bin-cart>

<sup>3</sup> <http://atoz.rirc.org/>

## RECYCLE ACROSS AMERICA

On Earth Day, 2016, Rhode Island became the first state in the nation to adopt the Recycle Across America standardized bin labeling solution. These labels are proven to increase recycling and decrease contamination. Free labels are available to public schools and government agencies, as well as to any private businesses or institutions who participate in RI's recycling program.



## Residential Recycling Area (RRA)

Our Residential Recycling Area (RRA) offers easy access to special and bulky item recycling and disposal services. The RRA is a self-serve operation, but a friendly attendant is always available to assist and direct you.

Below is a list of the categories of materials we accept at the RRA. Prior to using the RRA, individuals should review our full Materials Acceptance Criteria and Fee Schedule, which is available on our [website](http://www.rirc.org/mixed-recycling).<sup>4</sup>

- Appliances ("White Goods")
- Antifreeze
- Batteries
- Books and Media
- Bulky Rigid Plastics
- Cardboard (Oversized)
- Concrete/Asphalt/Brick/Rock
- Construction & Demolition (C&D) Debris
- Cooking Oil
- Electronic Waste (e-waste)
- Mixed Recycling (MRF)
- Motor Oil and Filters
- Plastic Bags and Film
- Scrap Metal
- Shredded Paper
- Solid Waste (trash)
- Textiles
- Tires

<sup>4</sup> <http://www.rirc.org/about/accepted-materials-pricing>

# Eco-Depot

---

Eco-Depot is the name for our free, off-site collection service for disposing of residential household hazardous waste in an environmentally responsible way.

## HOUSEHOLD HAZARDOUS WASTE

Hazardous substances are toxic, corrosive, flammable, or reactive. If you see terms on a product's label like "caution," "hazardous," "danger," "flammable," or "poison," dispose of these with extra care.

### Examples

Propane tanks, lighter fluids, automotive and rechargeable batteries, gasoline, petroleum products, used oil filters, antifreeze, paint, thinners, strippers, varnishes, stains, nail polishes, fluorescent bulbs, drain openers, pool chemicals, fertilizers, pesticides, bug spray, mercury containing devices such as thermostats, metal polishes, disinfectants, concrete cleaners, oven cleaners, rug and upholstery cleaners, moth balls, shoe polish, windshield wiper fluid and residential sharps or needles.



## COLLECTIONS

Since Resource Recovery began the program in 2001, we have offered more than 692 collections, served over 182,000 Rhode Islanders, and safely recycled or disposed of approximately 13.2 million pounds of household hazardous waste. We host collection events at various locations around the state on select Saturdays by appointment only. Residents can view the full calendar of event dates and make an appointment on our [website](http://www.ecodepotri.org).<sup>5</sup>

## WHAT HAPPENS TO IT

Household hazardous waste is processed by a third-party company that specializes in the safe handling and disposal of these materials. Latex paint typically gets remanufactured for industrial and commercial uses. Flammables and other combustible items are sent to waste-to-energy facilities to make electricity. Mercury gets reclaimed for different purposes, too. Anything that can't be recycled or repurposed is safely disposed of in special hazardous waste landfills located out-of-state. No hazardous waste is disposed of in RI's Central Landfill.

---

<sup>5</sup> <http://www.ecodepotri.org>



# Compost Operation

---

## LEAF & YARD DEBRIS

Resource Recovery processes roughly 40,000 tons of leaf and yard debris each year from our cities and towns, commercial landscapers, and resident drop-offs. First, it's chipped using a tub grinder to help speed decomposition. The ground material is then placed into long row-like piles called windrows that are periodically turned (mixed) with the help of a specialized piece of machinery that straddles the pile and turns it from the inside out. Turning of the material is very important in providing the oxygen necessary for expedited decomposition while also cooling the piles to prevent fires and control odors. Our finished compost is certified for use in organic growing. We sell compost directly to RI's general public at our RRA and market it through a third-party wholesaler. It's also used on-site for operational purposes and in some municipal projects. Additional information can be found on our website.<sup>6</sup>



## COMPOSTING AT HOME

Composting at home is a great way to turn food scraps and leaf and yard debris into a rich soil amendment for lawns and gardens. It also diverts those materials from the landfill where they will not break down easily. Excavations into sanitary landfills like ours find organic food items intact after many, many years. In 2015, our [Waste Characterization Study](#) found that 16% of what's going into the Central Landfill is compostable.<sup>7</sup> Resource Recovery sells compost bins to residents and municipalities that distribute bins to residents. When you purchase a bin, we provide you with educational materials to help get you started to ensure you are using the best practices in managing your compost pile. As part of our educational programming, Resource Recovery also offers a free presentation on home composting to community groups.



# Central Landfill

---

## ELEVATION AND FOOTPRINT

The landfill's elevation varies depending on where you are standing. Its depth ranges too, but you can generally think of it as being about 250 feet from its base to its top. The very top is currently about 560 feet above sea level, versus the 575 feet when it was first capped. Though settlement of the landfill is dependent on compaction, precipitation, and waste type, the majority of it takes place in the first several years and it can fluctuate by as much as 10 feet per year. At 560 feet, the landfill is not the highest point in RI. The highest point in RI is the Town of Foster's Jerimoth Hill at 812 feet above sea level. In fact, there are numerous hills in Rhode Island and six buildings in Providence that are taller than the landfill. At the top of the landfill on a clear day you can see

---

<sup>6</sup> <http://www.rirrc.org/recycling-composting-disposal/get-compost-mulch>

<sup>7</sup> <http://www.rirrc.org/about/reports-data/planning>

downtown Providence, the Fall River landfill and the Jamestown and Newport Bridges. The current disposal footprint of the landfill is approximately 290 acres. The total permitted footprint is approximately 390 acres.

## PHASES

There are currently six phases of the landfill that are individually permitted sections. Phases One through Four are capped and closed. Phase Five remains active and the initial sections of Phase Six, the most recently permitted, are also now in use.

## CLOSURE

Resource Recovery projects that at projected disposal rates it will not exhaust its permitted disposal capacity until the year 2043. As these rates often fluctuate however, we recognize that the actual date of closure could be quite fluid. In the meantime, we are working diligently to identify cost effective means for further diverting waste from the landfill and disposal alternatives. In 2018, Resource Recovery published its most recent [Long-Term Solid Waste Disposal Alternatives Study](#). As a result of this effort, in 2022, the corporation completed and published an [Analysis of Statewide Municipal Food Waste Collection Alternatives](#). The corporation will continue to analyze organic and mixed waste processing technologies with a longer-term eye towards out-of-state disposal options as is the case with others in our region.<sup>8</sup>



## SANITARY LANDFILL DESIGN

The Central Landfill is not a dump—it is an environmental engineering marvel. Landfill construction is heavily regulated by the RIDEM and the U.S. Environmental Protection Agency (EPA). As a sanitary landfill, trash is compacted to take up as little space as possible and is isolated from the surrounding environment. Trash is placed, buried, and covered in such way that it limits contact with air, light, water, animals, and people. This means that even biodegradable materials decompose slowly in the landfill.



## Cells

Before any trash can be deposited in the landfill, the land must be properly prepared to protect the surrounding environment by creating designated areas for trash known as cells. Cells are planned for 12-18 months of capacity at a time. The construction of each cell begins with the installation of a baseliner which provides primary and secondary containment of the trash. Resource Recovery’s baseliner is typically made up of layers of clay, high-density polyethylene plastic (HDPE) liner, composite drainage netting and sand/stone. The baseliner also provides containment for any water that comes in contact with trash. This water is commonly referred to as leachate. The flow of leachate is continually monitored to ensure that the baseliner system is functioning properly.

## Wastewater Collection and Treatment

On average, over 300,000 gallons of leachate is currently collected from the Central Landfill each day. This includes: (1) liquid and precipitation that has percolated through the trash and into the baseliner’s collection system; (2) contaminated groundwater that is captured from the unlined Phase One landfill; (3) liquid from the dewatering of gas wells; (4) moisture that condensates within the



<sup>8</sup> <http://www.rirc.org/about/reports-data/planning>

collection system as gas is extracted from the landfill; and (5) sanitary waste from facility buildings.

Each phase of the landfill is designed and built to collect the leachate that it is projected to generate. Collection of leachate is accomplished via gravity in Phases One through Five, and by pumping in Phase Six.

Leachate is collected and routed to four large storage tanks (two located at the southeast corner of the Central Landfill and two located adjacent to the pre-treatment facility). These tanks hold 750,000 gallons each and equalize the flow and biological characteristics of the leachate prior to transfer to the pre-treatment facility.

Resource Recovery's wastewater pre-treatment facility was built in 2015 with a maximum processing capacity of 650,000 gallons per day, which is projected to be generated at the full buildout of the landfill. It uses sequencing batch reactors to bring our wastewater into compliance with Narragansett Bay Commission's (NBC) permit requirements. Once processed, the resulting effluent is discharged through a sewer force main to NBC's Fields Point Wastewater Treatment Facility in Providence for further processing.



## Groundwater Monitoring



A series of wells are installed around the perimeter of Resource Recovery's Johnston Campus to facilitate groundwater monitoring. Water samples are tested and reported to the US EPA and RIDEM on a quarterly basis. These procedures have been put in place to ensure that all of Resource Recovery's systems are functioning properly and that our operations are not having detrimental impacts on the surrounding environment.

## Active Face

The landfill's active face is the area where trash trucks deposit their waste on any given day. Here, bulldozers and compacters equipped with advanced GPS technology control waste placement and compaction; their goal is to get as much trash into the smallest amount of space possible. Trash is not just dumped anywhere. Our engineers design and plan where trash will be placed months in advance, and must consider stormwater drainage, structural integrity, type of waste material being disposed, placement of access roads and much more.



## Daily Cover

At the end of each day the active face's compacted trash must be covered with a minimum of 6 inches of soil, gravel or other approved alternative such as Posi-shell, which is a stucco like substitute. This is done to seal in the trash, reduce odors, keep animals from digging in, and to create a surface that allows for trucks and equipment to better access the active working areas. Trash is never left uncovered overnight.

## Cap

Once an area is filled to permitted limits, it must be capped and sealed off completely using a complex layering system in an effort to make it watertight. In a traditional landfill cap system, soils are placed on top of the liner and grass is planted to prevent erosion. The grass is then mowed regularly to prevent the growth of large vegetation whose roots could potentially damage the capping system and to maintain access to gas collection wells for monitoring. In a ClosureTurf™ cap system, synthetic grass is used on top of the liner instead of natural vegetation. This type of capping system: minimizes the maintenance cost required with a traditional cap; reduces the carbon footprint by 75%; provides an additional 2.5 feet of airspace further extending the life of the landfill;



prevents erosion and makes for cleaner stormwater runoff; and provides a better foundation for the potential addition of solar arrays in the future.

### Stormwater Controls

A series of erosion and stormwater controls have been installed around the landfill and across our site. Horizontal benches and vertical downchutes help guide rainwater off the landfill and into the swales around the perimeter. Stormwater is then diverted through a network of eight retention ponds which surround the landfill, six of which collect stormwater from our property and two that collect from Shun Pike. These retention ponds allow sediment to settle out before the stormwater is discharged into Cedar Swamp Brook and Upper Simmons Reservoir. Hay bales and silt fences may also be used surrounding parts of the landfill for erosion control.

### Landfill Gas

Decomposing trash in a landfill produces gases like methane and carbon dioxide. At Resource Recovery, this gas is collected through a system of horizontal trenches and vertical wells, the wellheads of which protrude through the landfill (pictured to the right). The gas is then transformed into electricity at a power plant located directly across the street from Resource Recovery owned by Rhode Island LFG Genco, LLC.



Prior to being sent to the power plant, gas is collected and processed through a clean-up system to remove impurities like sulfur and siloxanes. This system includes waste-heat recovery (referred to as “co-generation”) that can make the power plant much more efficient, creating nearly 50% more electricity than a standard plant. The power plant is the second largest methane-to-energy plant in the country.

An integral part of this system are the backup flares that have been installed around the perimeter of the landfill. These candlestick looking structures provide an alternative means for safe destruction of the landfill gasses in emergency or maintenance situations that require the power plant to be taken offline. Anti-perching crowns have been installed on the flares to protect birds.

The landfill gas collection system at Resource Recovery’s Central landfill is highly monitored and operates in accordance with all the regulations set forth for it by the U.S. EPA and RIDEM.

# Environmental Stewardship

---

## **SUPERFUND SITE**

The Central Landfill's Phase One has been designated a "Superfund Site" by the U.S. EPA who now oversees its on-going remediation with funding provided by Resource Recovery. While Phase One is stable and does not pose any significant risk to the surrounding environment, when it was opened in the 1950's, wastes that are now defined as hazardous were not regulated and were buried in the "dump" like regular waste. In addition to this burial practice, Phase One was not lined the way new phases in a sanitary landfill are, as solid waste regulations did not exist at that time. Because of this, Phase One has more potential to create a negative environmental impact and requires more attention.

## **LITTER CONTROL**

It is important for Resource Recovery to be a good neighbor. As such, we have installed permanent litter fences around the landfill and utilize portable litter fences where necessary to minimize the migration of trash off-site. Plastic bags and film are the main concern since they are light and easily carried away by the wind. In addition, Resource Recovery's Grounds and Maintenance staff regularly conduct litter cleanups both across our campus and along surrounding roadways.



## **POST-CLOSURE**

The landfill will continue to produce gas and leachate as long as decomposition is taking place, even after closure. Therefore, federal regulations require solid waste facilities to have a 30-year post-closure plan to continue maintaining the facility and conduct routine environmental monitoring. Such protections are in place here at the Central Landfill and continue to be fully funded on a regular basis.